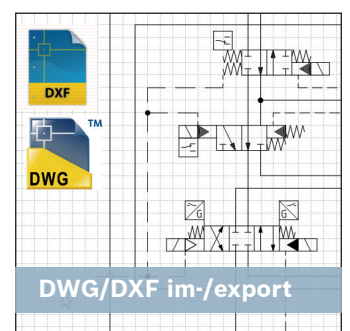
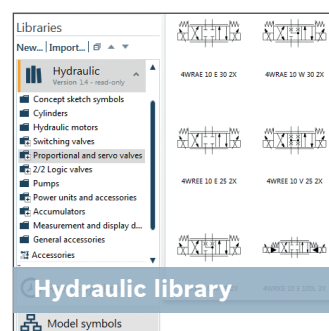
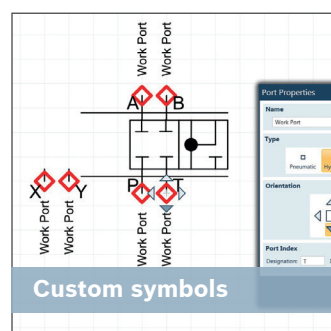
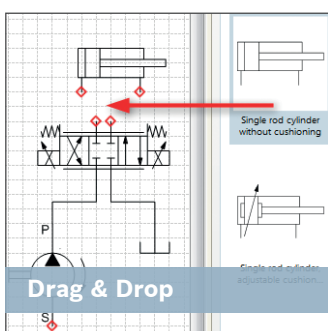





Create circuit sketches intuitively

Scheme Editor

Easy to use - available free of charge -
 runs on Windows PCs - admin rights not required



Create circuit sketches and parts lists intuitively with the free Scheme Editor software



Scheme Editor is an in-house sketching tool which is available with a hydraulic symbol library. High quality sketches can be created quickly offline on location. The target user group is project engineers who develop systems and circuits.

The circuit sketches can subsequently be used for internal and external clarification during the quotation process. Existing circuits and modules, including DXF/DWG formats, can be used as a basis for new circuit sketches. Modular project engineering is therefore especially efficient.

The hydraulic library currently contains ~2000 symbols with more than 70 000 corresponding Bosch Rexroth part numbers. Generation of own symbols is possible using the integrated Symbol Modeling Tool SMT.

For first drafts and system diagrams, simplified basic symbols are available.

The tool and further information are available on the internet:

<http://www.boschrexroth.com/dnc-scheme-editor>

